

Loewe Individual TV

Compose



55 Compose



46 Compose



40 Compose



32 Compose



Selection



46 Selection



40 Selection



32 Selection









Housing (Colours)	55 Compose	46 Compose	40 Compose	32 Compose	46 Selection	40 Selection	32 Selection
High Gloss White, Article number, EAN Variant ex works DR+	—	—	—	—	—	—	—
Aluminium Black, Article number, EAN Variant ex works DR+	69410U48, 4011880113151	69409U48, 4011880113120	69408U48, 4011880113090	69415U47, 4011880126274	69419U47, 4011880120937	69418U47, 4011880120920	—
Aluminium Silver, Article number, EAN Variant ex works DR+	69410L48, 4011880113144	69409L48, 4011880113113	69408L48, 4011880113083	69415L47, 4011880126267	69419L47, 4011880120067	69418L47, 4011880120043	69415L80, 4011880120081
Aluminium Silver, Article number, EAN Variant ex works DR+	69410B48, 4011880113137	69409B48, 4011880113106	69408B48, 4011880120029	69415B47, 4011880126250	69419B80, 4011880120012	69418B80, 4011880120005	69415B80, 4011880120074
69419B47, 4011880120050	69418B47, 4011880120036	—	—	—	—	—	—
Image+ (Image)							
Contrast filter panel/high gloss frames	● / —	● / —	● / —	● / —	— / ●	— / ●	— / ●
Display technology	Full-HD LCD with E-LED backlight	Full-HD LCD with E-LED backlight	Full-HD LCD with E-LED backlight	Full-HD LCD with E-LED backlight	Full-HD LCD with E-LED backlight	Full-HD LCD with E-LED backlight	Full-HD LCD with E-LED backlight
Screen diagonal (in cm) / Picture format	140 / 16 : 9	117 / 16 : 9	101 / 16 : 9	80 / 16 : 9	117 / 16 : 9	101 / 16 : 9	80 / 16 : 9
Resolution (in pixels) / Motion response	1,920 x 1,080 / 400Hz	1,920 x 1,080 / 400Hz	1,920 x 1,080 / 400Hz	1,920 x 1,080 / 100Hz	1,920 x 1,080 / 200Hz	1,920 x 1,080 / 200Hz	1,920 x 1,080 / 100Hz
Image+ Active	●	●	●	●	●	●	●
Brightness (in cd/m ²)	450	450	450	450	450	450	450
Contrast (static / dynamic)	5.000:1 / 5.000.000:1	5.000:1 / 5.000.000:1	5.000:1 / 5.000.000:1	5.000:1 / 5.000.000:1	5.000:1 / 5.000.000:1	5.000:1 / 5.000.000:1	5.000:1 / 5.000.000:1
Contrast sensor	●	●	●	●	●	●	●
Response time (in ms)	6	6	6	6	6	6	6
Viewing angle (horizontal / vertical)	178° / 178°	178° / 178°	178° / 178°	178° / 178°	178° / 178°	178° / 178°	178° / 178°
24 p motion picture display	●	●	●	●	●	●	●
Fully digitised signal processing	●	●	●	●	●	●	●
Vertical image correction	●	●	●	●	●	●	●
Format options 16 : 9, 4 : 3, Panorama, Cinema, Zoom	●	●	●	●	●	●	●
Eco-standard mode	●	●	●	●	●	●	●
Sound+ (Audio)							
CRX® sound system	—	—	—	●	—	—	●
Output in Watts (music / sine)	2 x 40 / 20	2 x 40 / 20	2 x 40 / 20	2 x 40 / 20	2 x 40 / 20	2 x 40 / 20	2 x 40 / 20
Closed 2-way speakers	○	○	○	●	○	○	●
Dolby Digital+ / dts (incl. Audio Link)	● / ●	● / ●	● / ●	● / ●	● / ●	● / ●	● / ●
Two-channel / Controlled audio Out (constantly selectable)	● / ●	● / ●	● / ●	● / ●	● / ●	● / ●	● / ●
Subwoofer Out	●	●	●	●	●	●	●
Digital+ (Television standards)							
DVB-T ¹ / DVB-C / DVB-S2 / Multi-standard (analogue)	● / ● / ● / ●	● / ● / ● / ●	● / ● / ● / ●	● / ● / ● / ●	● / ● / ○ / ●	● / ● / ○ / ●	● / ● / ○ / ●
Integrated HDTV reception ²	●	●	●	●	●	●	●
Colour standard: PAL / Secam / NTSC / NTSC-V / PAL-V (60 Hz)	● / ● / ● / ● / ●	● / ● / ● / ● / ●	● / ● / ● / ● / ●	● / ● / ● / ● / ●	● / ● / ● / ● / ●	● / ● / ● / ● / ●	● / ● / ● / ● / ●
Audio standard: Two-channel FM / AM, Nicam	● / ●	● / ●	● / ●	● / ●	● / ●	● / ●	● / ●
Video / Audio Decoding System: MPEG2 / MPEG4 / MPEG	● / ● / ●	● / ● / ●	● / ● / ●	● / ● / ●	● / ● / ●	● / ● / ●	● / ● / ●

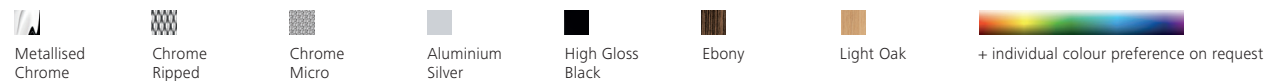
● = included/installed ○ = upgradeable/optional □ = Variant ex works
¹ Freeview available for UK; HDTV reception (DVB-T2) optionally available by end 2010.
² Reception of digital channels may be limited by individual regulations from the respective broadcaster/provider; HDTV reception in the UK for DVB-S2 only.

Loewe Individual TV

Compose

Selection

	55 Compose	 46 Compose	 40 Compose	 32 Compose	 46 Selection	 40 Selection	 32 Selection
Assist+ (Operation)							
Electronic Instruction Manual/Index/Context Related Help	●/●/●	●/●/●	●/●/●	●/●/●	●/●/●	●/●/●	●/●/●
Automatic Channel Programming (ACP)/Channel recognition	●/●	●/●	●/●	●/●	●/●	●/●	●/●
Automatic Volume Control (AVC)	●	●	●	●	●	●	●
Programme positions incl. AV and radio	5,000	5,000	5,000	5,000	5,000	5,000	5,000
Video text Level 2.5/TOP-Video text/FLOF-Video text/Page memory	●/●/●/2,000	●/●/●/2,000	●/●/●/2,000	●/●/●/2,000	●/●/●/2,000	●/●/●/2,000	●/●/●/2,000
Personalised Video text with direct access to bookmarked pages	●/●	●/●	●/●	●/●	●/●	●/●	●/●
EPG incl. Digital Link Plus	●	●	●	●	●	●	●
DR+ /storage capacity in GB	●/250	●/250	●/250	●/250	□/250	□/250	—/—
Parental Lock/Automatic turn-off/Timer	●/●/●	●/●/●	●/●/●	●/●/●	●/●/●	●/●/●	●/●/●
Digital Link Plus/Digital Link/Digital Link HD	●/●/●	●/●/●	●/●/●	●/●/●	●/●/●	●/●/●	●/●/●
Languages/menu	19 ¹	19 ¹	19 ¹	19 ¹	19 ¹	19 ¹	19 ¹
Radio reception	DVB radio	DVB radio	DVB radio	DVB radio	DVB radio	DVB radio	DVB radio
PIP (AV)/Full PIP ² /iPIP/Splitscreen TV:TV/TV:video text	●/●/●/●/●	●/●/●/●/●	●/●/●/●/●	●/●/●/—/●	●/□/●/□/●	●/□/●/□/●	●/—/●/—/●
Media+ (Multimedia functions)							
MediaHome with MediaPhoto/MediaMusic/MediaVideo	●/●/●	●/●/●	●/●/●	●/●/●	●/●/●	●/●/●	●/●/●
MediaNet with Internet radio/Internet video	●/●	●/●	●/●	●/●	●/●	●/●	●/●
MediaUpdate	●	●	●	●	●	●	●
Connectivity+ (Connectors)							
WLAN/HDMI with HDCP/USB	●/3/2	●/3/2	●/3/2	●/3/2	○/3/2	○/3/2	○/3/2
Euro AV (Scart)/S-VHS, Hi-8/RGB	1/1/1	1/1/1	1/1/1	1/1/1	1/1/1	1/1/1	1/1/1
Digital Audio-In (Cinch)/Digital Audio-Out (Cinch)	1/1	1/1	1/1	1/1	1/1	1/1	1/1
Copy function Front-AV to Euro-AV	●	●	●	●	●	●	●
VGA/RS 232 C/Motor control/IR-Link/L-Link	●/●/●/●/●	●/●/●/●/●	●/●/●/●/●	●/●/●/●/●	●/●/●/●/●	●/●/●/●/●	●/●/●/●/●
Side AV Video-/S-VHS, Hi-8 ready/Headphone (jack) in mm	1/1/3.5	1/1/3.5	1/1/3.5	1/1/3.5	1/1/3.5	1/1/3.5	1/1/3.5
Component (YUV) In ³	○	○	○	○	○	○	○
Common Interface CI/CI Plus certified ⁴	2/2	2/2	2/2	2/2	2/2	2/2	2/2
Network connection	1	1	1	1	1	1	1
Miscellaneous							
Weight (approx.) in kg	on request	27,3	23,4	18,4	23,2	19,5	18,3
Power switch/Mains voltages	●/220–240 V, 50/60 Hz	●/220–240 V, 50/60 Hz	●/220–240 V, 50/60 Hz	●/220–240 V, 50/60 Hz	●/220–240 V, 50/60 Hz	●/220–240 V, 50/60 Hz	●/220–240 V, 50/60 Hz
Power consumption in stand-by mode/when set turned off (in Watts)	0.5/0	0.5/0	0.5/0	0.5/0	0.5/0	0.5/0	0.5/0
Power consumption "ON" ⁵ (in Watts)	on request	121	113	on request	113	105	on request
VDE-safety standard (inspection seal)	●	●	●	●	●	●	●
Insets (Colours and materials)							

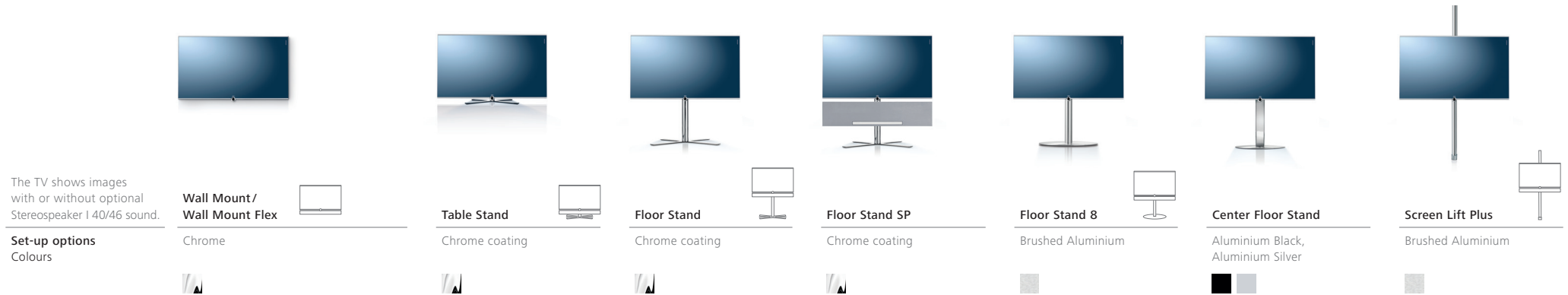


- Ex works on Aluminium Black and Aluminium Silver colour versions: Aluminium Silver.
 - Ex works on High Gloss White colour version: Metallised Chrome.

● = included/installed ○ = upgradeable/optional □ = Variant ex works
¹ D-GB-F-I-E-NL-CZ-GR-PL-H-FIN-SLO-SK-TR-S-DK-P-RUS-N
² Not with MPEG4.
³ Using VGA adapter (available from Loewe specialist retail partners).

⁴ CI Plus is backwards compatible with CI.
 Functionality is dependent on module availability from the supplier.
⁵ To EN 62087: 2009.

Loewe Individual TV set-up options on request



The TV shows images with or without optional Stereospeaker I 40/46 sound.

Set-up options
 Colours

55 Compose	WM 62 / WM Flex 52 L ³	Table Stand I 55	Floor Stand I 55	Floor Stand I 55 SP	Center Floor Stand I 40-55	Screen Lift Plus ³	
	without Stereospeaker: W 132.6 / H 80.4 ² DT 6.0 / TD 8.5	without Stereospeaker: W 132.6 / H 83.8 DT 6.0 / TD 39.2	without Stereospeaker: W 132.5 / H 130.2 DT 6.0 / TD 60.4	W 132.5 / H 130.2 DT 6.0 / TD 60.4	W 132.5 / H 129.4 DT 6.0 / BP 50.2	without Stereospeaker: W 132.5 / H 300.0 DT 6.0 / TD 20.9	
	with Stereospeaker: W 132.6 / H 88.4 DT 6.0 / TD 8.5	with WM Flex: TD max. 58.4	with Stereospeaker: W 132.6 / H 88.4 DT 6.0 / TD 8.5			with Stereospeaker: W 132.6 / H 88.4 DT 6.0 / TD 8.5	
46 Compose and Selection	WM 62 / WM Flex 52 L ³	Table Stand I 40/46	Floor Stand I 40/46	Floor Stand I 40/46 SP	Floor Stand 8 42-46 ¹	Center Floor Stand I 40-55	Screen Lift Plus ³
	without Stereospeaker: W 113.3 / H 69.2 ² DT 6.0 / TD 8.5	without Stereospeaker: W 113.3 / H 72.3 DT 6.0 / TD 35.1	without Stereospeaker: W 113.3 / H 118.8 DT 6.0 / TD 52.4	W 113.3 / H 118.8 DT 6.0 / TD 52.4	without Stereospeaker: W 113.3 / H 119.6 DT 6.0 / BP 56.0	W 113.3 / H 118.4 DT 6.0 / BP 50.2	without Stereospeaker: W 113.3 / H 300.0 DT 6.0 / TD 20.9
	with Stereospeaker: W 113.3 / H 77.2 DT 6.0 / TD 8.5	with WM Flex: TD max. 58.4	with Stereospeaker: W 113.3 / H 82.7 DT 6.0 / TD 35.1	with Stereospeaker: W 113.3 / H 118.8 DT 6.0 / TD 52.4	with Stereospeaker: W 113.3 / H 119.6 DT 6.0 / BP 56.0		with Stereospeaker: W 113.3 / H 300.0 DT 6.0 / TD 20.9
		Table Stand I 40/46 Sound					

Dimensions in cm: W = width, H = height, DT = TV depth, TD = total depth, BP = base plate (diameter)

¹ Only in conjunction with a corresponding adapter, to be ordered separately.

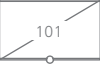
² Includes operating ring.

³ Only in conjunction with VESA size adapter.

LOEWE.

Loewe Individual TV set-up options on request

40 Compose and Selection

	WM 62/WM Flex 52 L ³		Table Stand I 40/46	Floor Stand I 40/46	Floor Stand I 40/46 SP	Floor Stand 8 32-40 ¹	Center Floor Stand I 40-55	Screen Lift Plus ³
	without Stereospeaker: W 100.0 / H 61.7 ² DT 6.0 / TD 8.5	with WM Flex: TD max. 58.4	without Stereospeaker: W 100.0 / H 64.8 DT 6.0 / TD 35.1	without Stereospeaker: W 100.0 / H 111.3 DT 6.0 / TD 52.4	W 100.0 / H 111.3 DT 6.0 / TD 52.4	without Stereospeaker: W 100.0 / H 112.2 DT 6.0 / BP 50.0	W 100.0 / H 110.9 DT 6.0 / BP 50.2	without Stereospeaker: W 100.0 / H 300.0 DT 6.0 / TD 20.9
	with Stereospeaker: W 100.0 / H 69.7 DT 6.0 / TD 8.5	with WM Flex: TD max. 58.4	Table Stand I 40/46 Sound	with Stereospeaker: W 100.0 / H 75.1 DT 6.0 / TD 35.1	with Stereospeaker: W 100.0 / H 111.3 DT 6.0 / TD 52.4	with Stereospeaker: W 100.0 / H 112.2 DT 6.0 / BP 50.0		with Stereospeaker: W 100.0 / H 300.0 DT 6.0 / TD 20.9

32 Compose and Selection

	WM 62/WM Flex 32 L ³		Table Stand I 32 Sound	Floor Stand I 32	Floor Stand 8 32-40 ¹	Screen Lift Plus ³
	with Stereospeaker: W 80.0 / H 59.4 DT 6.1 / TD 8.5	with WM Flex: TD max. 58.3	with Stereospeaker: W 80.0 / H 65.0 DT 6.1 / TD 31.4	with Stereospeaker: W 80.0 / H 101.1 DT 6.1 / TD 42.8	with Stereospeaker: W 80.0 / H 102.8 DT 6.1 / BP 50.0	with Stereospeaker: W 80.0 / H 300.0 DT 6.1 / TD 21.1

Dimensions in cm: W = width, H = height, DT = TV depth,
 TD = total depth, BP = base plate (diameter)

¹ Only in conjunction with a corresponding adapter,
 to be ordered separately.

² Includes operating ring.

³ Only in conjunction with VESA size adapter.

LOEWE.

Loewe Individual TV set-up options on request



Individual Rack 165.30¹

High Gloss White, High Gloss Black, Chrome Silver



Set-up options
 Colours

Features

Individual Rack 165.30

Drawer for remote control, iPod, etc.
 DVD/CD storage
 Space for two Equipment products (e.g. Blu-ray player, DVD recorder), Individual Sound Subwoofer



Individual Rack 165.45 CS¹/165.45 SP¹

High Gloss White, High Gloss Black, Chrome Silver



With Individual Rack 165.45 CS

Upper flap with fabric cover
 DVD/CD storage
 Space for two Equipment products (e.g. Blu-ray player, DVD recorder), Individual Sound Subwoofer, Loewe Centerspeaker

With Individual Rack 165.45 SP

Lower flap with fabric cover
 Space for two Equipment products (e.g. Blu-ray player, DVD recorder), Individual Sound Subwoofer, Loewe Sound Projector



Individual Rack 110.30¹/110.30 SW¹

High Gloss White, High Gloss Black, Chrome Silver



Individual Rack 110.30/110.30 SW

DVD/CD twin storage²
 Space for two Equipment products (e.g. Blu-ray player, DVD recorder)
 Space for Individual Sound Subwoofer³

46 Compose and Selection

Individual Rack 165.30

without Stereospeaker:
 W 162.2 / H 36.1
 L -2.25 / R 51.15
 DT 6.0 / TD 43.1
 OH 107.1

with Stereospeaker:
 OH 117.5

Individual Rack 165.45 CS/165.45 SP

without Stereospeaker:
 W 162.2 / H 51.6
 L -2.25 / R 51.1
 DT 6.0 / TD 43.1
 OH 122.6

with Stereospeaker:
 OH 133.0

Individual Rack 110.30/110.30 SW

without Stereospeaker:
 W 113.3 / H 36.1
 L / R -2.25
 DT 6.0 / TD 43.1
 OH 107.1

with Stereospeaker:
 OH 117.5

Dimensions in cm: W = width, H = height, DT = TV depth, TD = total depth, OH = overall height (Rack incl. TV), L = distance from set to left-hand outer edge of the Individual Rack, R = distance from set to right-hand outer edge of the Individual Rack (Minus values: device protrudes over the rack by the amount stated.)

¹ Only in conjunction with a corresponding adapter, to be ordered separately.

² Only with Individual Rack 110.30.

³ Only with Individual Rack 110.30 SW.

LOEWE.

Loewe Individual

TV set-up options on request

40 Compose and Selection

Individual Rack 165.30

without Stereospeaker:
W 162.2 / H 36.1
L 4.4 / R 57.8
DT 6.0 / TD 43.1
OH 99.6

with Stereospeaker:
OH 109.9

Individual Rack 165.45 CS / 165.45 SP

without Stereospeaker:
W 162.2 / H 51.6
L 4.45 / R 57.75
DT 6.0 / TD 43.1
OH 115.1

with Stereospeaker:
OH 125.4

Individual Rack 110.30 / 110.30 SW

without Stereospeaker:
W 108.8 / H 36.1
L / R 4.4
DT 6.0 / TD 43.1
OH 99.6

with Stereospeaker:
OH 109.9

32 Compose and Selection

Individual Rack 165.30

with Stereospeaker:
W 162.2 / H 36.1
L 14.4 / R 67.8
DT 6.1 / TD 43.1
OH 99.9

Individual Rack 165.45 CS / 165.45 SP

with Stereospeaker:
W 162.2 / H 51.6
L 14.4 / R 67.8
DT 6.1 / TD 43.1
OH 115.4

Individual Rack 110.30 / 110.30 SW

with Stereospeaker:
W 108.8 / H 36.1
L / R 14.4
DT 6.1 / TD 43.1
OH 99.9

Dimensions in cm: W = width, H = height, DT = TV depth, TD = total depth,
OH = overall height (Rack incl. TV), L = distance from set to left-hand outer edge of the
Individual Rack, R = distance from set to right-hand outer edge of the Individual Rack
(Minus values: device protrudes over the rack by the amount stated.)

LOEWE.